

# ALASKA

OPTION 1: BRING EVERY QUALIFYING CHILD UP TO FULL \$2,000 CREDIT

## WHO BENEFITS? 121,000 ALASKA RESIDENTS

31% of Alaska Children Under 17, (71,000)

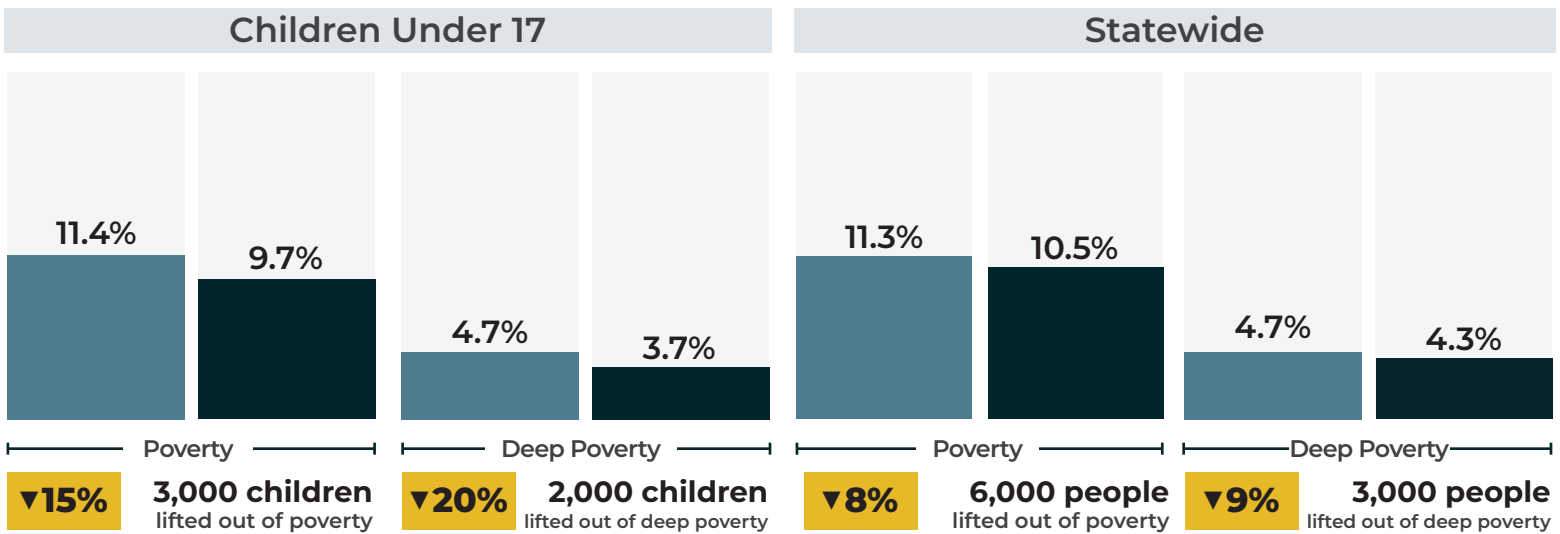
10% of Alaska Adults, (50,000)

Child poverty reduced by **15%** ↓

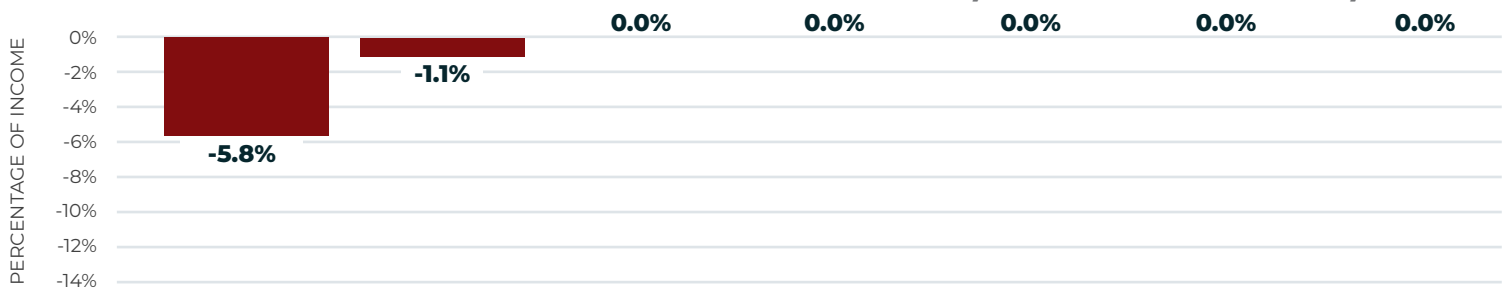
Deep child poverty reduced by **20%** ↓

Estimated Total Cost in 2019  
**\$91,000,000**

### POVERTY REDUCTION, 2019 ■ PRE-CREDIT ■ POST-CREDIT



### AVERAGE TAX CHANGE AS PERCENTAGE OF INCOME, BY INCOME GROUP, 2019



INCOME GROUP	LOWEST 20%	SECOND 20%	MIDDLE 20%	FOURTH 20%	NEXT 15%	NEXT 4%	TOP 1%
<b>AVERAGE TAX CUT FOR THOSE BENEFITTING</b>	<b>\$2,690</b>	<b>\$2,470</b>	<b>\$460</b>	<b>\$860</b>			
SHARE OF TAXPAYERS WITH TAX CUT	58%	30%	2%	1%			
INCOME RANGE	<\$23,000	\$23,000 - 44,000	\$44,000 - 70,000	\$70,000 - 124,000	\$124,000 - 230,000	\$230,000 - 540,000	>\$540,000
AVERAGE INCOME	\$13,000	\$33,000	\$54,000	\$92,000	\$164,000	\$318,000	\$1,200,000

# ALASKA

OPTION 2: BRING QUALIFYING CHILDREN 6 AND UNDER UP TO \$3,600 AND OLDER CHILDREN TO \$3,000

## WHO BENEFITS? 293,000 ALASKA RESIDENTS

71% of Alaska Children Under 17, (163,000)

26% of Alaska Adults, 130,000)

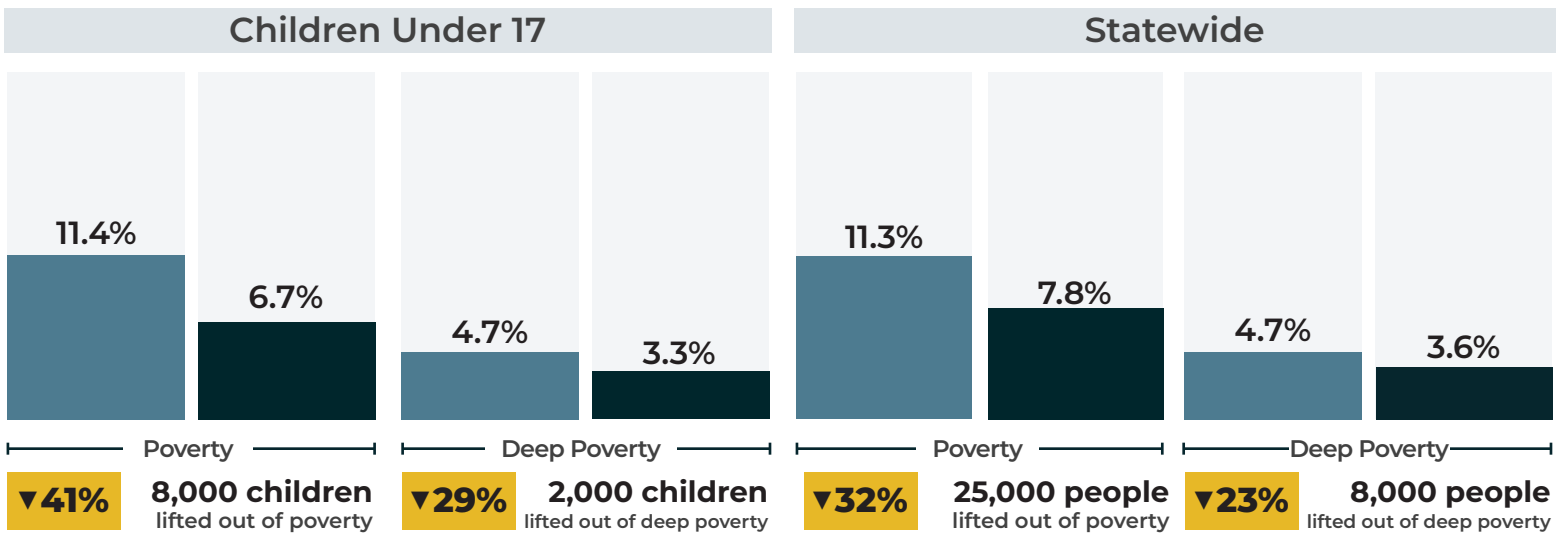
Child poverty reduced by **41%** ↓

Deep child poverty reduced by **29%** ↓

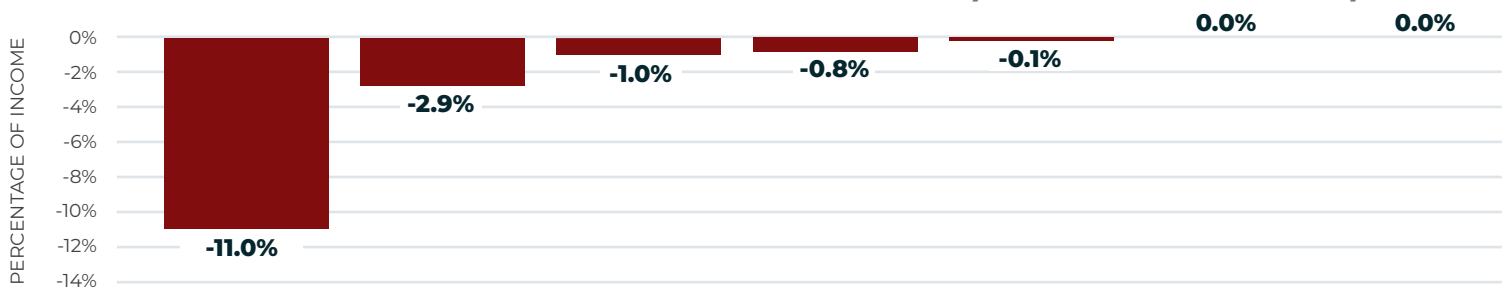
Estimated Total Cost in 2019  
**\$284,000,000**

### POVERTY REDUCTION, 2019

■ PRE-CREDIT ■ POST-CREDIT



### AVERAGE TAX CHANGE AS PERCENTAGE OF INCOME, BY INCOME GROUP, 2019



#### INCOME GROUP

LOWEST 20%    SECOND 20%    MIDDLE 20%    FOURTH 20%    NEXT 15%    NEXT 4%    TOP 1%

#### AVERAGE TAX CUT FOR THOSE BENEFITTING

**\$5,100**    **\$3,600**    **\$2,080**    **\$2,470**    **\$2,100**    **\$3,570**

#### SHARE OF TAXPAYERS WITH TAX CUT

35%    24%    14%    19%    2%    1%

INCOME RANGE    <\$23,000    \$23,000 - 44,000    \$44,000 - 70,000    \$70,000 - 124,000    \$124,000 - 230,000    \$230,000 - 540,000    >\$540,000

AVERAGE INCOME    \$13,000    \$33,000    \$54,000    \$92,000    \$164,000    \$318,000    \$1,200,000