

# ARIZONA

OPTION 1: BRING EVERY QUALIFYING CHILD UP TO FULL \$2,000 CREDIT

## WHO BENEFITS?

**1,447,000 ARIZONA RESIDENTS**

**40%** of Arizona Children Under 17, (898,000)

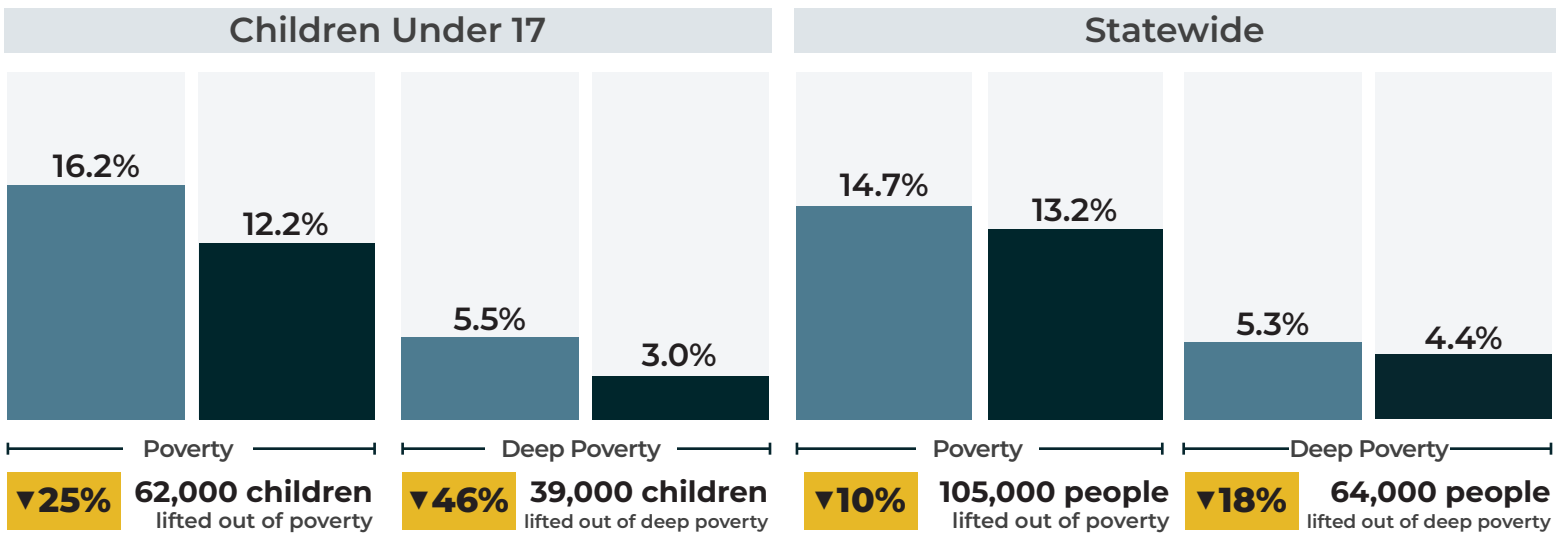
**12%** of Arizona Adults, (549,000)

Child poverty reduced by **25%** ↓

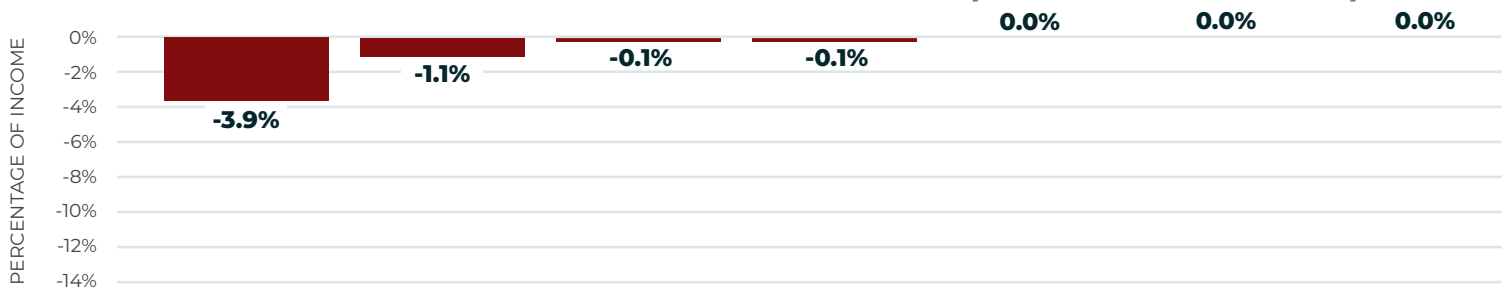
Deep child poverty reduced by **46%** ↓

Estimated Total Cost in 2019  
**\$893,000,000**

### POVERTY REDUCTION, 2019 ■ PRE-CREDIT ■ POST-CREDIT



### AVERAGE TAX CHANGE AS PERCENTAGE OF INCOME, BY INCOME GROUP, 2019



INCOME GROUP	LOWEST 20%	SECOND 20%	MIDDLE 20%	FOURTH 20%	NEXT 15%	NEXT 4%	TOP 1%
<b>AVERAGE TAX CUT FOR THOSE BENEFITTING</b>	<b>\$2,080</b>	<b>\$1,630</b>	<b>\$770</b>	<b>\$1,450</b>			
SHARE OF TAXPAYERS WITH TAX CUT	36%	24%	4%	3%			
INCOME RANGE	<\$21,000	\$21,000 - 41,000	\$41,000 - 66,000	\$66,000 - 108,000	\$108,000 - 228,000	\$228,000 - 503,000	>\$503,000
AVERAGE INCOME	\$13,000	\$32,000	\$51,000	\$85,000	\$149,000	\$318,000	\$1,404,000

Sources: Institute on Taxation and Economic Policy, Columbia Center on Poverty and Social Policy

# ARIZONA

OPTION 2: BRING QUALIFYING CHILDREN 6 AND UNDER UP TO \$3,600 AND OLDER CHILDREN TO \$3,000

## WHO BENEFITS?

**2,808,000 ARIZONA RESIDENTS**

**73%** of Arizona Children Under 17, (1,628,000)

**26%** of Arizona Adults, (1,180,000)

Child poverty reduced by **48%** ↓

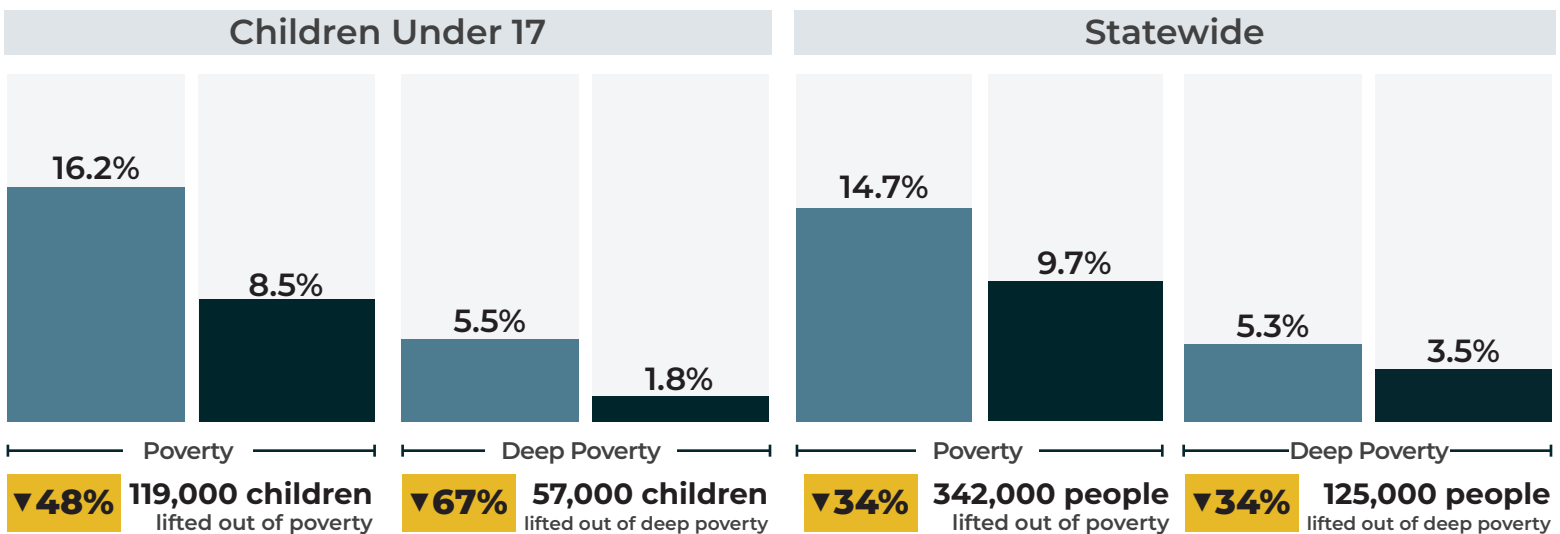
Deep child poverty reduced by **67%** ↓

Estimated Total Cost in 2019

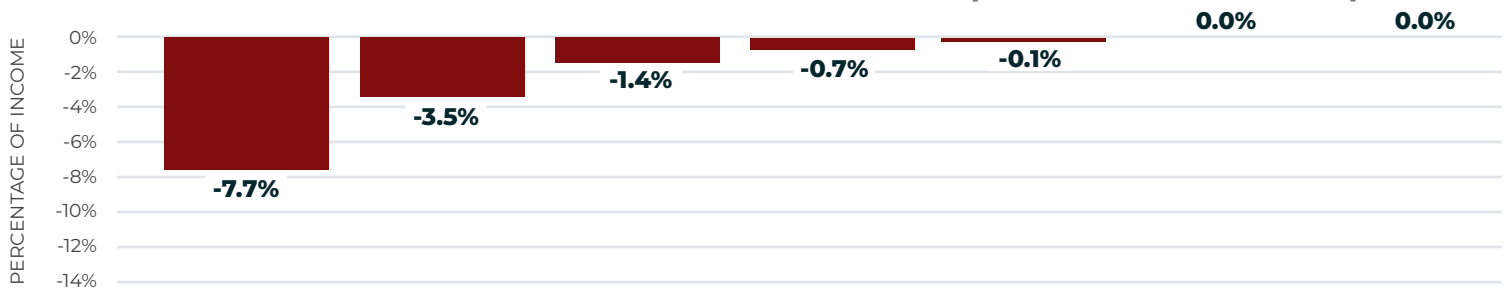
**\$2,710,000,000**

### POVERTY REDUCTION, 2019

■ PRE-CREDIT ■ POST-CREDIT



### AVERAGE TAX CHANGE AS PERCENTAGE OF INCOME, BY INCOME GROUP, 2019



#### INCOME GROUP

LOWEST 20%    SECOND 20%    MIDDLE 20%    FOURTH 20%    NEXT 15%    NEXT 4%    TOP 1%

#### AVERAGE TAX CUT FOR THOSE BENEFITTING

**\$4,110    \$3,280    \$2,480    \$2,330    \$2,300    \$990**

#### SHARE OF TAXPAYERS WITH TAX CUT

23%    25%    17%    14%    3%    0%

#### INCOME RANGE

<\$21,000    \$21,000 - 41,000    \$41,000 - 66,000    \$66,000 - 108,000    \$108,000 - 228,000    \$228,000 - 503,000    >\$503,000

#### AVERAGE INCOME

\$13,000    \$32,000    \$51,000    \$85,000    \$149,000    \$318,000    \$1,404,000