

# MINNESOTA

OPTION 1: BRING EVERY QUALIFYING CHILD UP TO FULL \$2,000 CREDIT

## WHO BENEFITS?

**620,000 MINNESOTA RESIDENTS**

**25% of Minnesota Children Under 17, (390,000)**

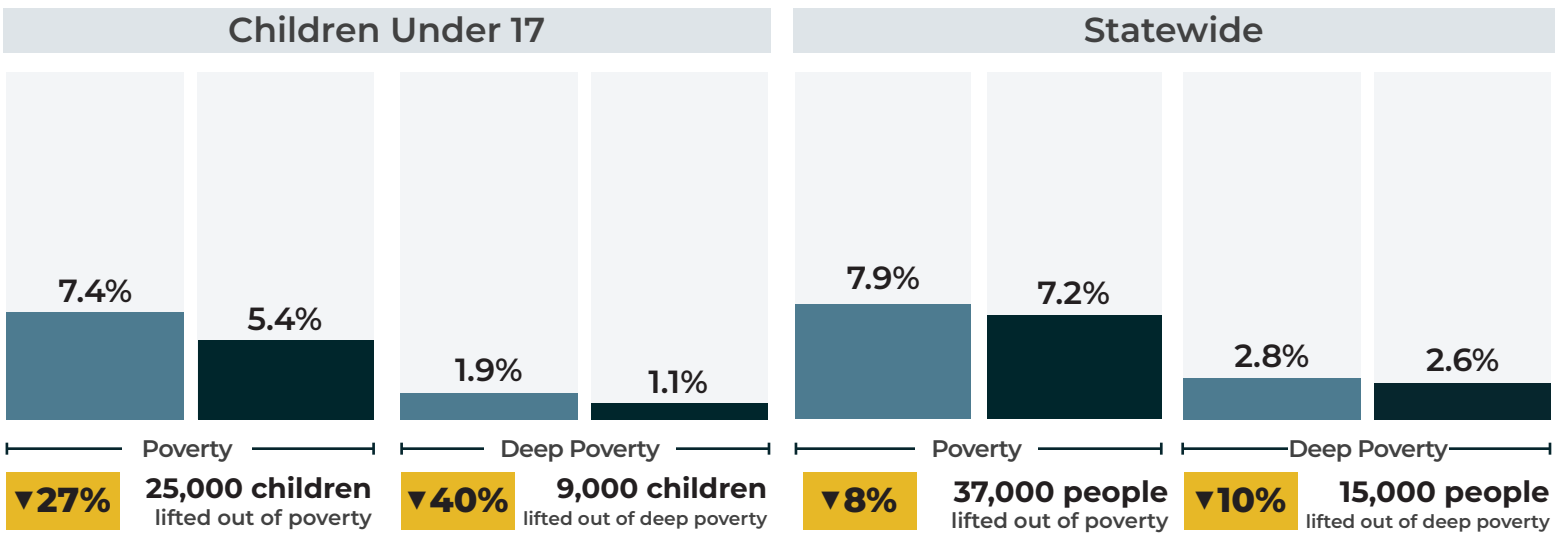
**6% of Minnesota Adults, (230,000)**

Child poverty reduced by **27%** ↓

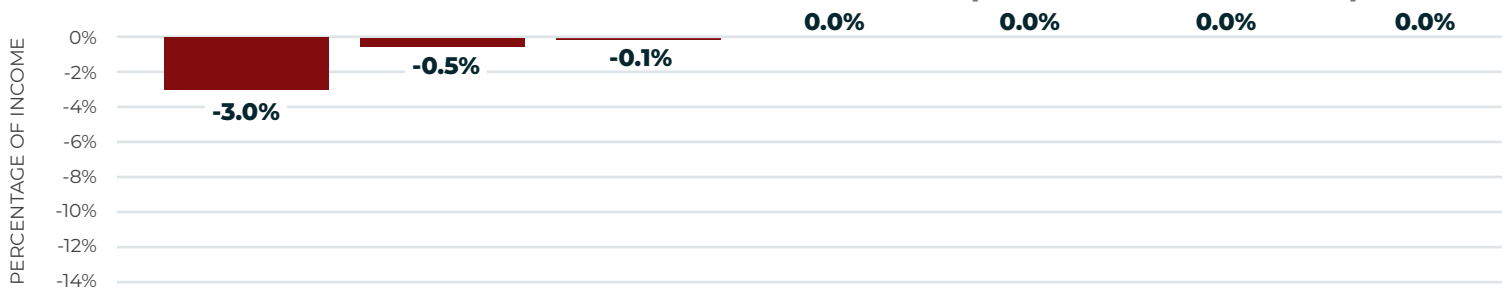
Deep child poverty reduced by **40%** ↓

Estimated Total Cost in 2019  
**\$449,000,000**

### POVERTY REDUCTION, 2019 ■ PRE-CREDIT ■ POST-CREDIT



### AVERAGE TAX CHANGE AS PERCENTAGE OF INCOME, BY INCOME GROUP, 2019



#### INCOME GROUP

LOWEST 20%    SECOND 20%    MIDDLE 20%    FOURTH 20%    NEXT 15%    NEXT 4%    TOP 1%

#### AVERAGE TAX CUT FOR THOSE BENEFITTING

**\$3,300**    **\$2,430**    **\$1,620**    **\$1,320**

#### SHARE OF TAXPAYERS WITH TAX CUT

61%    23%    6%    2%

INCOME RANGE    <\$30,000    \$30,000 - 50,000    \$50,000 - 79,000    \$79,000 - 126,000    \$126,000 - 259,000    \$259,000 - 666,000    >\$666,000

AVERAGE INCOME    \$17,000    \$39,000    \$64,000    \$99,000    \$171,000    \$379,000    \$1,717,000

# MINNESOTA

OPTION 2: BRING QUALIFYING CHILDREN 6 AND UNDER UP TO \$3,600 AND OLDER CHILDREN TO \$3,000

## WHO BENEFITS?

**1,637,000 MINNESOTA RESIDENTS**

**58%** of Minnesota Children Under 17, (920,000)

**18%** of Minnesota Adults, (717,000)

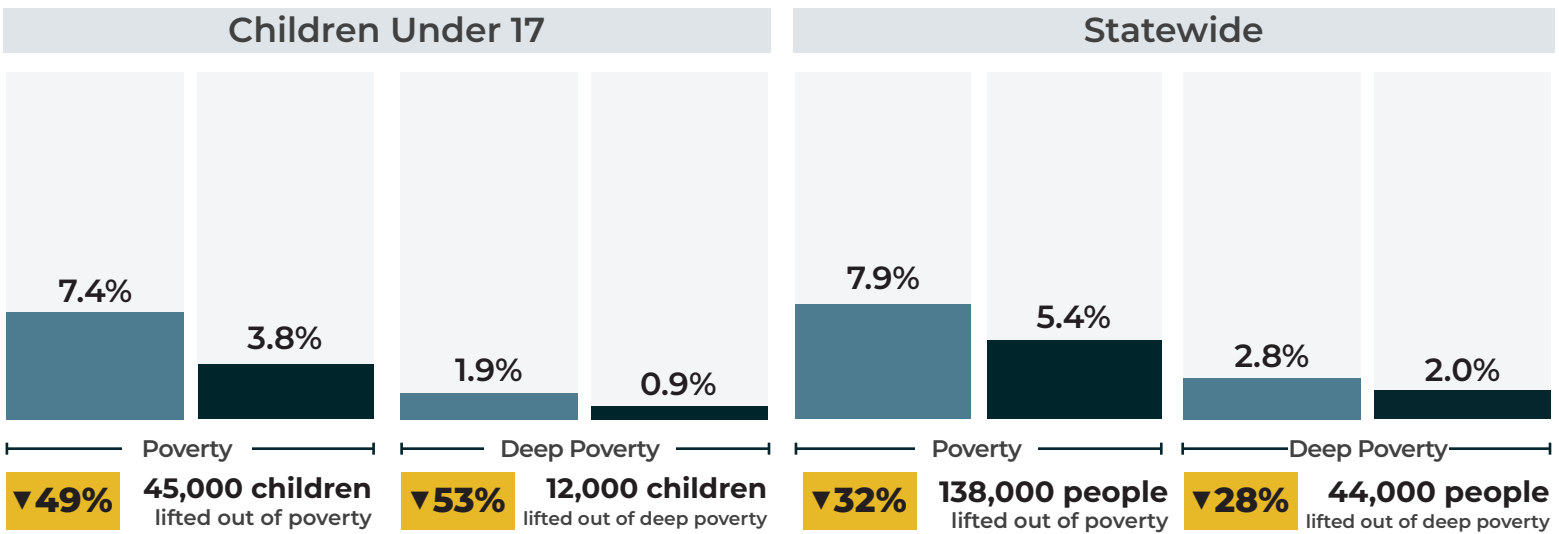
Child poverty reduced by **49%** ↓

Deep child poverty reduced by **53%** ↓

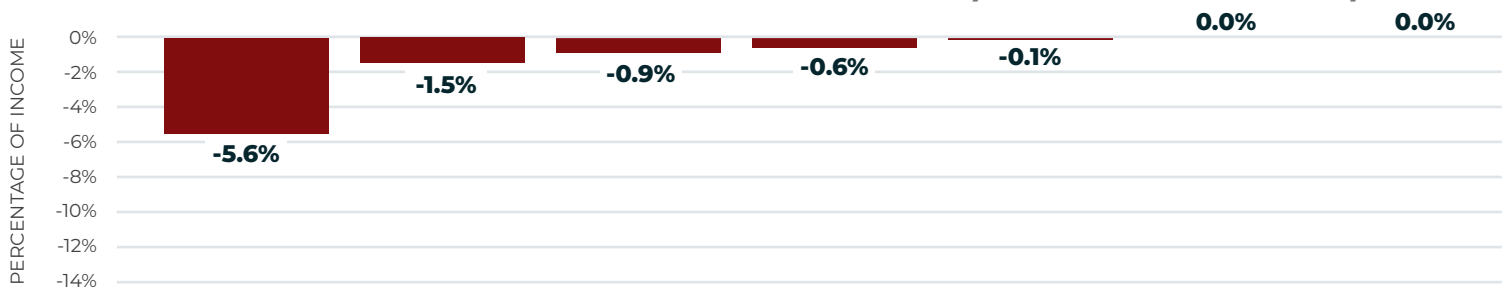
Estimated Total Cost in 2019  
**\$1,526,000,000**

### POVERTY REDUCTION, 2019

■ PRE-CREDIT ■ POST-CREDIT



### AVERAGE TAX CHANGE AS PERCENTAGE OF INCOME, BY INCOME GROUP, 2019



#### INCOME GROUP

LOWEST 20%    SECOND 20%    MIDDLE 20%    FOURTH 20%    NEXT 15%    NEXT 4%    TOP 1%

#### AVERAGE TAX CUT FOR THOSE BENEFITTING

**\$6,110**    **\$3,000**    **\$2,340**    **\$2,450**    **\$3,860**    **\$2,490**

#### SHARE OF TAXPAYERS WITH TAX CUT

33%    21%    20%    20%    4%    0%

INCOME RANGE    <\$30,000    \$30,000 - 50,000    \$50,000 - 79,000    \$79,000 - 126,000    \$126,000 - 259,000    \$259,000 - 666,000    >\$666,000

AVERAGE INCOME    \$17,000    \$39,000    \$64,000    \$99,000    \$171,000    \$379,000    \$1,717,000