

WYOMING

OPTION 1: BRING EVERY QUALIFYING CHILD UP TO FULL \$2,000 CREDIT

WHO BENEFITS? 63,000 WYOMING RESIDENTS

22% of Wyoming Children Under 17, (38,000)

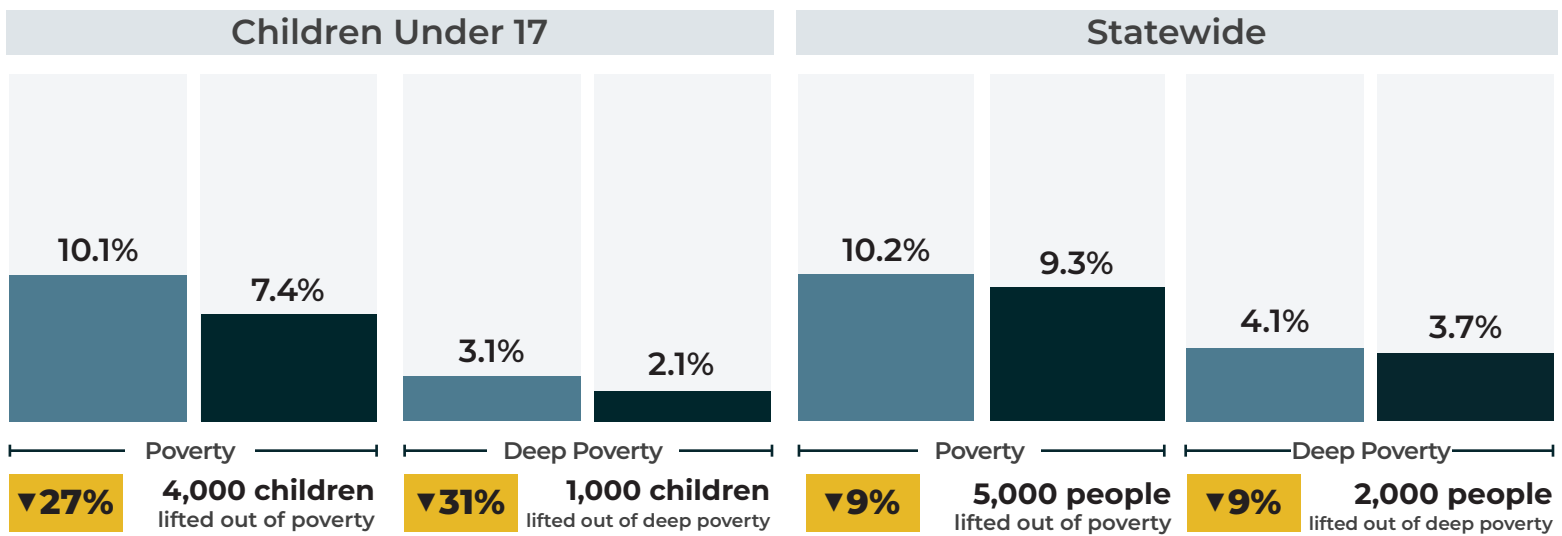
6% of Wyoming Adults, (25,000)

Child poverty reduced by **27%** ↓

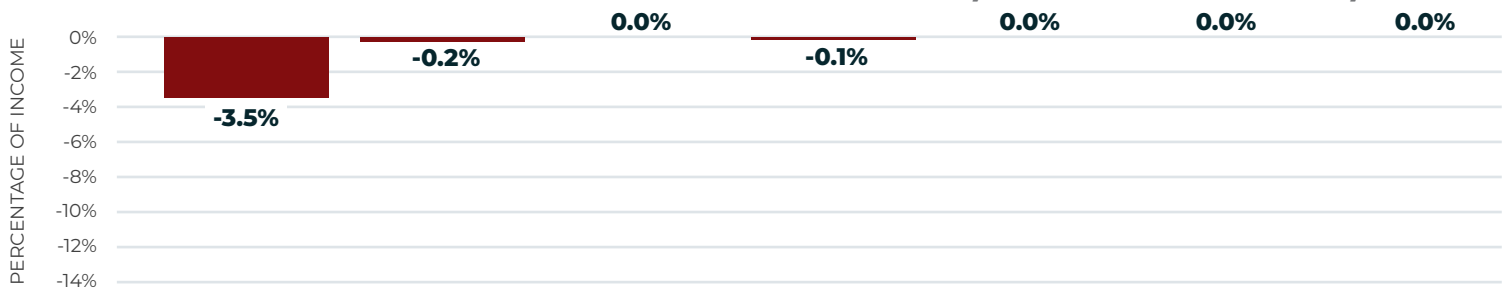
Deep child poverty reduced by **31%** ↓

Estimated Total Cost in 2019
\$39,000,000

POVERTY REDUCTION, 2019 ■ PRE-CREDIT ■ POST-CREDIT



AVERAGE TAX CHANGE AS PERCENTAGE OF INCOME, BY INCOME GROUP, 2019



INCOME GROUP

LOWEST 20% SECOND 20% MIDDLE 20% FOURTH 20% NEXT 15% NEXT 4% TOP 1%

AVERAGE TAX CUT FOR THOSE BENEFITTING

\$2,250 **\$1,700** **\$640** **\$1,570**

SHARE OF TAXPAYERS WITH TAX CUT

75% 12% 2% 7%

INCOME RANGE <\$28,000 \$28,000 - 49,000 \$49,000 - 76,000 \$76,000 - 119,000 \$119,000 - 208,000 \$208,000 - 513,000 >\$513,000

AVERAGE INCOME \$16,000 \$37,000 \$62,000 \$96,000 \$155,000 \$303,000 \$2,310,000

WYOMING

OPTION 2: BRING QUALIFYING CHILDREN 6 AND UNDER UP TO \$3,600 AND OLDER CHILDREN TO \$3,000

WHO BENEFITS?

202,000 WYOMING RESIDENTS

66% of Wyoming Children Under 17, (112,000)

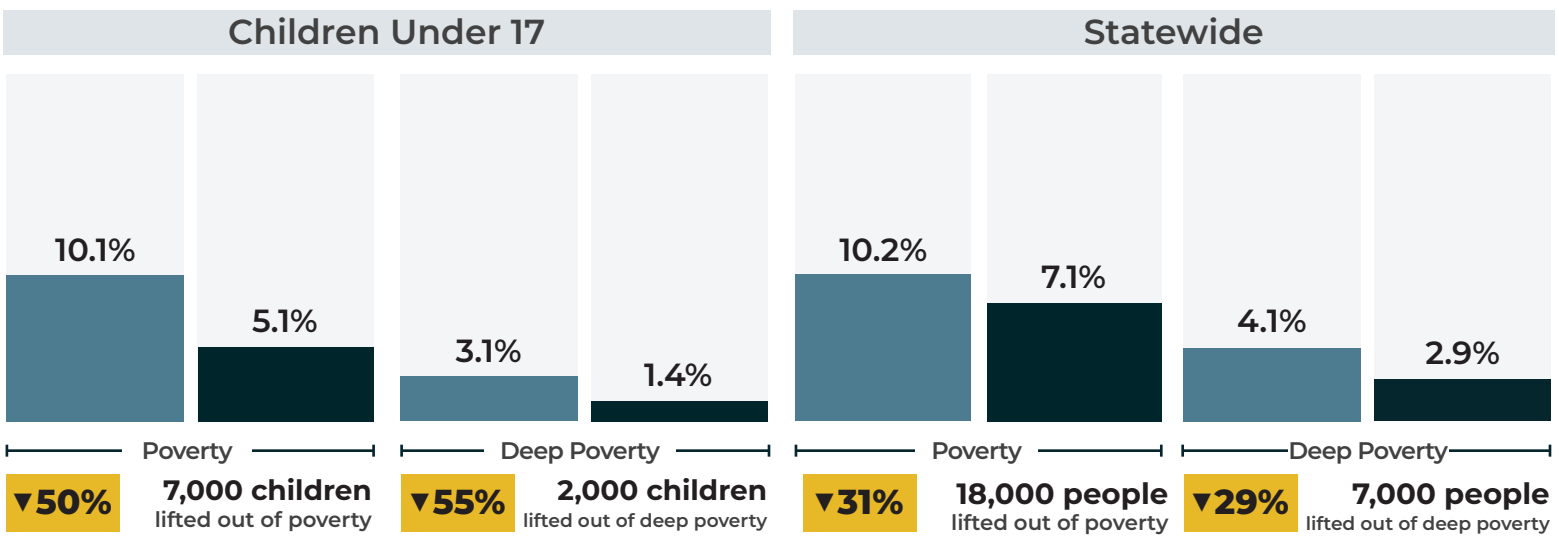
23% of Wyoming Adults, (90,000)

Child poverty reduced by **50%** ↓

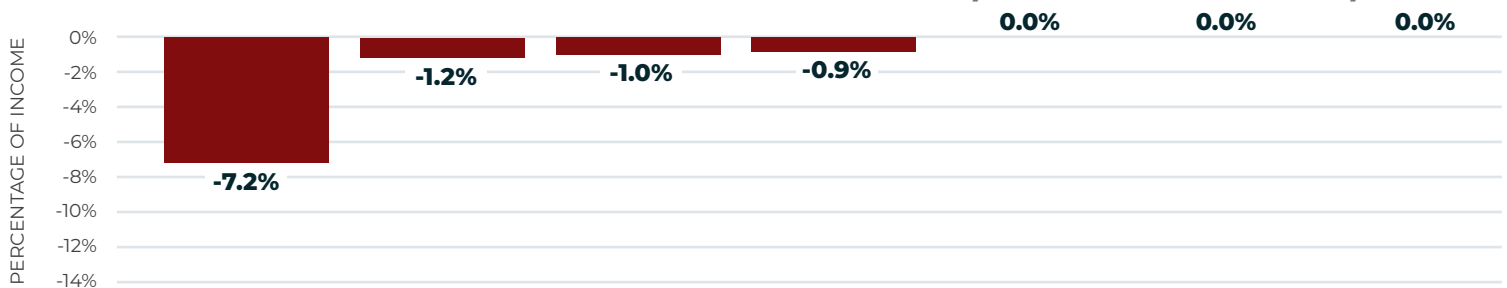
Deep child poverty reduced by **55%** ↓

Estimated Total Cost in 2019
\$171,000,000

POVERTY REDUCTION, 2019 ■ PRE-CREDIT ■ POST-CREDIT



AVERAGE TAX CHANGE AS PERCENTAGE OF INCOME, BY INCOME GROUP, 2019



INCOME GROUP	LOWEST 20%	SECOND 20%	MIDDLE 20%	FOURTH 20%	NEXT 15%	NEXT 4%	TOP 1%
AVERAGE TAX CUT FOR THOSE BENEFITTING	\$4,560	\$2,610	\$2,400	\$2,520	\$1,990	\$2,730	
SHARE OF TAXPAYERS WITH TAX CUT	35%	13%	19%	30%	2%	1%	
INCOME RANGE	<\$28,000	\$28,000 - 49,000	\$49,000 - 76,000	\$76,000 - 119,000	\$119,000 - 208,000	\$208,000 - 513,000	>\$513,000
AVERAGE INCOME	\$16,000	\$37,000	\$62,000	\$96,000	\$155,000	\$303,000	\$2,310,000

Sources: Institute on Taxation and Economic Policy, Columbia Center on Poverty and Social Policy