
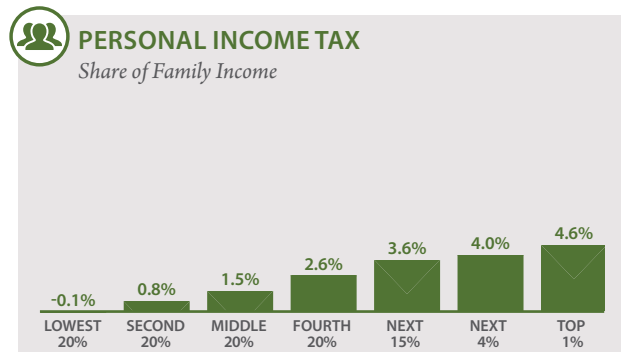
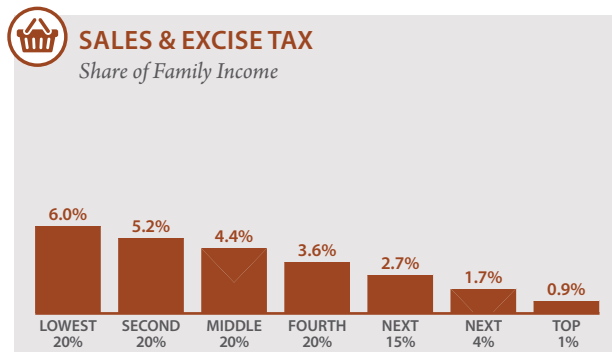
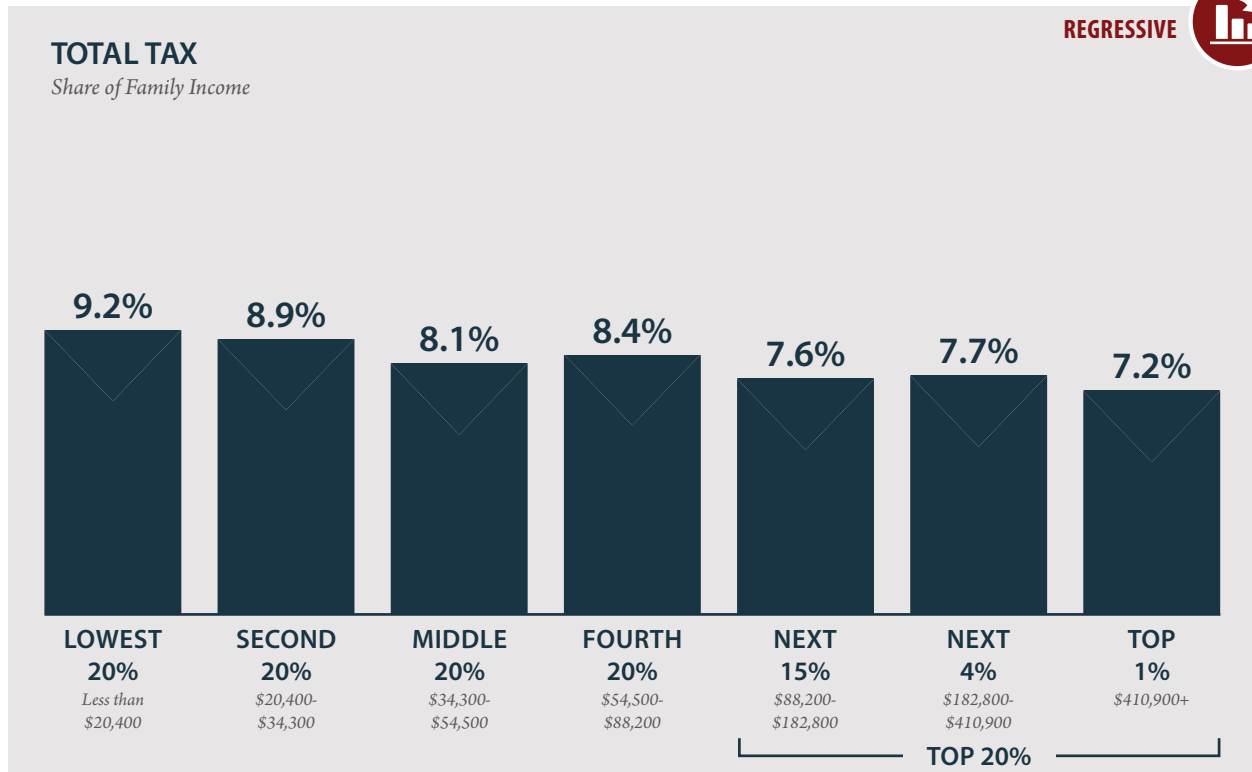


IDAHO

STATE AND LOCAL TAX SHARES OF FAMILY INCOME for non-elderly taxpayers







NOTE:

Figures show permanent law in Idaho enacted through September 10, 2018 at 2015 income levels. Top figure represents total state and local taxes as a share of income. The 6th edition of Who Pays does not include the impact of the federal deduction for state and local taxes (SALT) because policy changes in the 2017 federal Tax Cuts and Jobs Act temporarily limited the extent to which the SALT deduction functions as a generalized offset of state and local taxes.

IDAHO State and Local Taxes (cont.)

TOTAL TAX

Share of Family Income

INCOME GROUP	TOP 20%						
	LOWEST 20%	SECOND 20%	MIDDLE 20%	FOURTH 20%	NEXT 15%	NEXT 4%	TOP 1%
INCOME RANGE	Less than \$20,400	\$20,400 to \$34,300	\$34,300 to \$54,500	\$54,500 to \$88,200	\$88,200 to \$182,800	\$182,800 to \$410,900	over \$410,900
AVERAGE INCOME IN GROUP	\$11,300	\$27,500	\$43,900	\$71,500	\$120,800	\$258,800	\$1,037,500
 SALES & EXCISE TAXES	6.0%	5.2%	4.4%	3.6%	2.7%	1.7%	0.9%
General Sales—Individuals	3.6%	3.2%	2.7%	2.4%	1.8%	1.1%	0.6%
Other Sales & Excise—Ind.	1.0%	0.8%	0.6%	0.4%	0.3%	0.2%	0.1%
Sales & Excise on Business	1.5%	1.3%	1.0%	0.8%	0.6%	0.4%	0.2%
 PROPERTY TAXES	3.3%	2.8%	2.1%	2.1%	1.2%	2.0%	1.6%
Home, Rent, Car—Individuals	3.3%	2.8%	2.0%	1.9%	1.1%	1.5%	0.4%
Other Property Taxes	0.0%	0.1%	0.1%	0.2%	0.1%	0.5%	1.1%
 INCOME TAXES	-0.1%	0.8%	1.6%	2.6%	3.7%	4.1%	4.8%
Personal Income Tax	-0.1%	0.8%	1.5%	2.6%	3.6%	4.0%	4.6%
Corporate Income Tax	0.0%	0.0%	0.0%	0.0%	0.0%	0.1%	0.2%
 TOTAL TAXES	9.2%	8.9%	8.1%	8.4%	7.6%	7.7%	7.2%

Individual figures may not sum to totals due to rounding.

ITEP TAX INEQUALITY INDEX

According to ITEP's Tax Inequality Index, which measures the impact of each state's tax system on income inequality, **Idaho has the 38th most unfair state and local tax system** in the country. Incomes are more unequal in Idaho after state and local taxes are collected than before. (See Appendix B for state-by-state rankings and the methodology section for additional detail on the index.)

TAX FEATURES DRIVING THE DATA IN IDAHO



PROGRESSIVE TAX CODE FEATURES

- Graduated personal income tax structure
- Provides a refundable income tax credit to offset the impact of its sales tax on groceries
- Provides a property tax homestead exemption
- Requires the use of combined reporting for the corporate income tax



REGRESSIVE TAX CODE FEATURES

- State and local sales tax bases include groceries
- Fails to provide a refundable Earned Income Tax Credit (EITC)
- Fails to provide a property tax "circuit breaker" credit for low-income, non-elderly taxpayers
- Does not levy a tax on estates or inheritances